



貼霸®真空吸板 替換



1、將治具上的舊貼霸移除。





2、將新貼霸背膠的離形膜移除。



3、將移除完離形膜的貼霸組合於治具上，並用滾輪壓緊貼合。



4、撕開貼霸上面的透明保護膜後，將貼霸表面清潔乾淨。



影片教學：<https://youtu.be/xt4UPrusUFQ>